

XUPs-Wtb

Pure sine wave

wide temperature batteries

voltage regulation

XUPs model**600Wtb-HV**

2.5 amperes
600 VA
420 watts
230 volts
5 min @ 420W
12 min @ 210W
30 min @ 100W
-20° to +60°C

Wide temperature range, rack-mountable sine wave UPS with voltage regulation

These heavy-duty XUPs-Wtb Series UPS are housed in a rugged steel rack-mountable enclosure. XUPs-600Wtb offers wide temperature batteries for usage in more extreme environments, line-interactive automatic voltage regulation, over/under-voltage protection, heavy duty surge protection and communications capability.

Key XUPs-600Wtb-HV benefits

This rugged UPS design is ideal for protecting mission-critical equipment in wide temperature -20° to +60°C (-4° to +140°F) environments where ac power delivery is unreliable and long battery backup time is necessary. With it's microprocessor-controlled 20 kHz sine wave inverter, XUPs reduces the number of solid-state devices required for power conversion, thereby yielding a high level of reliability.

Built-in automatic voltage regulation enables a wide input voltage window within which the XUPs can deliver power without having to drain or exercise the batteries, thereby ensuring long battery life. A fan exhausts hot air to protect batteries and electronics.

Battery run-times for the XUPs-600Wtb are approximately 10 minutes at a 420 watts load, and 25 minutes with a 210 watts load. A built-in Anderson SB50 connector enables adding extra battery cabinets for longer times.

How the XUPs-600Wtb works

The XUPs Series UPS provides automatic voltage regulation with surge protection and noise filtering, and also overvoltage protection with a threshold of 135 vac, and undervoltage protection with a threshold of 95 vac. Upon a brownout, overvoltage, or loss of power, the XUPs will transfer to battery power in less than 4 milliseconds, enabling uninterrupted operation of electronic systems.

An array of power, battery level, voltage level, and inverter status LED indicators is provided for visual assessment of UPS status. A DB-9 port is provided for communication using RS-232 or relay dry contact signals.



Typical XUPs-Wtb applications

This heavy duty UPS system is ideal for protection of computers, WiFi/GSM/CDMA/satellite base stations, wireless communications/perimeter surveillance and security/gate control systems, LED traffic light/roadway display systems and industrial remote terminal units (RTUs).

Key XUPs-600Wtb-HV features

- Pure sine wave inverter output
- Wide temperature batteries
- Conformal coated boards for moisture ingress protection
- Over/under-voltage protection
- Rack or wall mountable with optional rack/wall-mount kit
- Heavy-duty surge protection and noise filtering
- Automatic voltage regulation with wide voltage input window enhances long battery life
- Comprehensive array of status bargraphs for voltage, load and battery levels
- SNMP compatible via RS-232 port with optional SNMP adapter
- Both RS-232 (via DB9) and relay contact signals are provided
- Two year limited warranty on electronics, parts and labor; manufacturer's warranty on batteries



TSi Power Corporation

1103 West Pierce Ave
Antigo, WI 54409 USA
800 874 3160 (USA only)
Phone +1 715 623 0636
Fax +1 715 623 2426
sales@tsipower.com
www.tsipower.com
Copyright © 2008 TSi

XUPs-Wtb



Wide temperature-rack-mountable wide temperature line-interactive UPS with automatic voltage regulation


TSi's ongoing product improvement process makes specifications subject to change. Other companies product names herein are for identification purposes only, and may be trademarks of their respective companies.



TSi Power Corporation
1103 West Pierce Ave
Antigo, WI 54409 USA
800 874 3160 (USA only)
Phone +1 715 623 0636
Fax +1 715 623 2426
sales@tsipower.com
www.tsipower.com
Copyright © 2008 TSi

Specification	XUPs-600Wtb-HV
Electrical	
Capacity in VA (watts)	600VA (420 watts)
UPS topology	High efficiency line-interactive with 20 kHz PWM sine wave inverter.
Input	
Nominal voltage	230 volts ac
Input current	2.5 amperes maximum @ 230 vac
Operating voltage. Freq.	190–270 vac without using batteries. 47–63Hz.
Input receptacle/plug	IEC320 input receptacle. Line cord with NEMA 5-15P plug.
Output	
Nominal voltage	230 volts ac
Voltage regulation	230 vac +/-8% upon changes in line or load.
Crest ratio	3:1
Output waveform	Pure sine wave, less than 3% THD with linear load.
Power efficiency	97 %, under full load conditions.
Power on/off switch	Recessed on/off rocker style power switch.
Transfer time	<4 milliseconds
Batteries	Wide temperature -20° to +60°C (-4° to 140°F) 24 vdc, 7 ampere hours, valve regulated lead-acid batteries.
Battery backup time	5 minutes @ 420W load, 25 minutes @ 210W, 30 minutes 100W.
Recharge time	4 hours to 90% capacity after full discharge. Charger will not charge above 50°C (122°F) to protect the batteries during extreme high heat.
Optional extra battery pack(s) for longer backup time	Matching extra battery pack(s) available with SB50 connector, and separate battery charger for enabling faster recharge times. Please call for sizing assistance.
SNMP interface for UPS monitoring and automatic shutdown configuration (optional)	Using an external SNMP adapter, the RS-232 signals (from the DB-9 female connector) from the UPS can be converted to 10M/100M fast Ethernet signals (and RJ-45 connection) for external UPS monitoring/configuration capability using Telnet, web browsers, or NMS (most such external devices support TCP/IP, UDP, SNMP, Telnet, SNMP, PPP, HTTP & SMTP protocols).
Surge protection	Ac input surge/noise filter (using inductor, capacitor and MOV).
Status indicators	5 LED load level indicator: 0 to 100% of rated load. 5 LED battery charge level indicator from 0 to 100% of rated charge. 3 LED indicators for: in boost, buck or normal mode. 3 LED indicators for: inverter on/off, battery fault and overload.
Output receptacles	Eight standard NEMA 5-15R receptacles. For others please call.
Physical	
Dimensions	406mm (16") wide x 381mm (15") deep x 89mm (3.5") high (2U high)
Weights	14 kg (30 lbs)
Housing	Painted steel enclosure with rubber feet.
Rack or wall mounting kits (optional)	Front pair rack-mount kit: Center pair rack-mount kit: For a 19" rack: # MK-5019A For a 19" rack: # MK-5019F For a 23" rack: #MK-5023A For a 23" rack: #MK=5023F Wall or floor mount kit: use # MK-5000C
Safety	
Agency standards	Designed to meet UL, cUL and IEC safety standards.
Environmental	
Operating temperature	-20° to + 60°C (- 4° to + 140°F) ambient air temperature.
Moisture protection	Conformal coating of electronic boards for moisture resistance to protect against high humidity environments.
Warranty	
Warranty	Two year limited warranty, parts and labor on electronics. Battery manufacturer's warranty on batteries.

Front-right view




recessed on/off switch

output current: three of five LEDs showing XUPs 60% loaded

- ac input on LED lit
- buck mode
- boost mode
- overload
- inverter on/off
- battery failure

battery voltage level: four of five LEDs showing batteries at 80% charge status

Rear view



dc circuit breaker

DB-9 communication port provides both RS-232 and relay alarm contact signals (or SNMP using optional SNMP adapter)

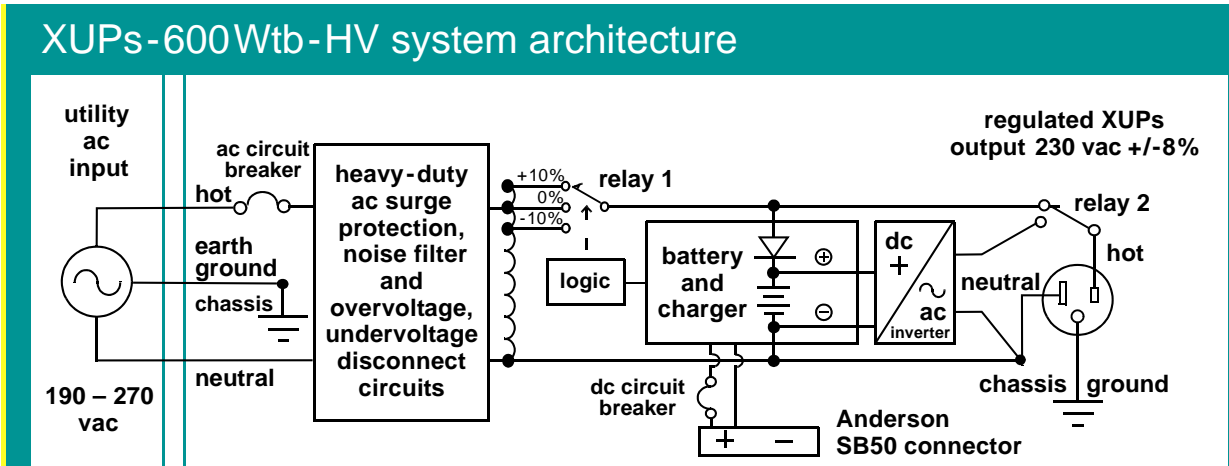
output ac via six IEC320 female outlets (receptacles) (NEMA 5-15R shown)
dc Anderson SB-50 battery connector

4 amperes input ac circuit breaker

input ac IEC 320 receptacle for 6 foot cord with NEMA 5-15P plug (also accepts other cord/plug sets)



XUPs-Wtb



XUPs-600Wtb-HV at a glance

Rack or wall-mountable wide temperature UPS with line-interactive automatic voltage regulation and wide input voltage window

- Wide ambient temperature range valve regulated lead-acid batteries:
-20° to +60°C (-4° to +140°F)
- 10 minutes @ 420 watts load
25 minutes @ 210 watts load
- A built-in Anderson SB50 connector enables adding extra battery packs for longer times
- 24 vdc battery bus
- Microprocessor-controlled 20 kHz PWM sine wave inverter
- 230 vac +/-8% output from 190 – 270 vac input without going to batteries
- Less than 4 ms transfer time
- Conformal coated boards for moisture ingress protection
- Rack-mountable metal cabinet allows for rack or wall mounting using optional mounting kits
- SNMP compatible with optional SNMP adapter



TSi Power Corporation
1103 West Pierce Ave
Antigo, WI 54409 USA
800 874 3160 (USA only)
Phone +1 715 623 0636
Fax +1 715 623 2426
sales@tsipower.com
www.tsipower.com
Copyright © 2008 TSi